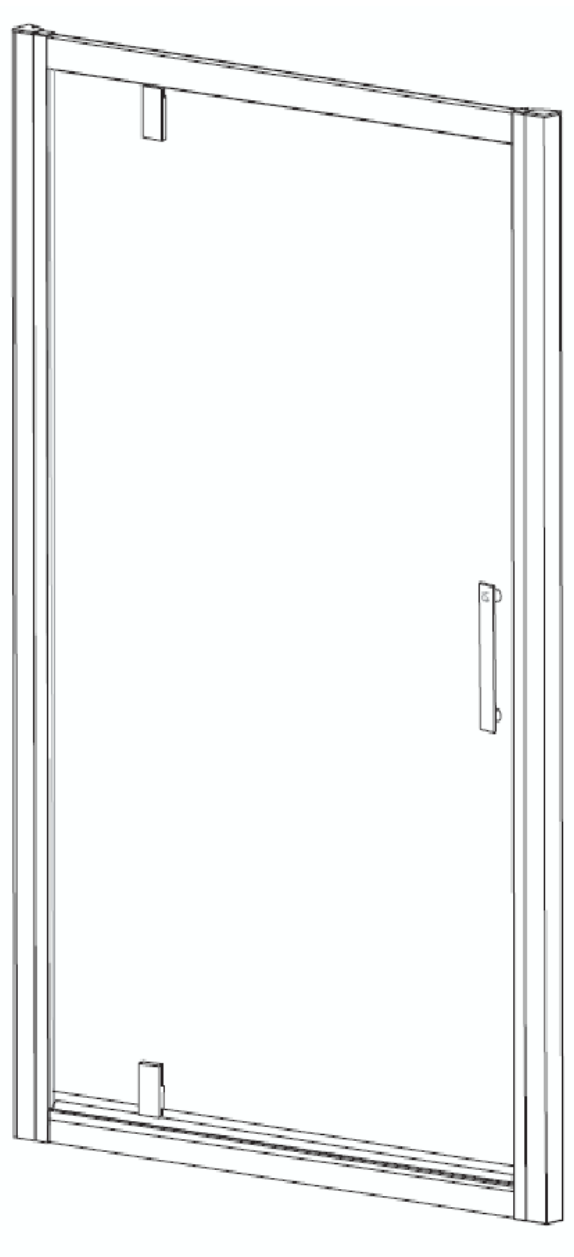


L6201EO SYNERGY PVT DR 760 BRT/SIL CLEAR UK
L6202EO SYNERGY PVT DR 800 BRT/SIL CLEAR UK
L6203EO SYNERGY PVT DR 900 BRT/SIL CLEAR UK
L6204EO SYNERGY PVT DR 1000 BRT/SIL CLEAR UK

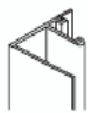




L6361EO SYNERGY PVT DR 800 BRT/SIL CLEAR EU
L6362EO SYNERGY PVT DR 900 BRT/SIL CLEAR EU
L6363EO SYNERGY PVT DR 1000 BRT/SIL CLEAR EU












SYNERGY UK PIVOT Instruction Number: 4841

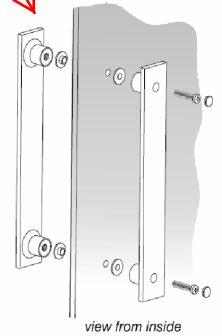
SYNERGY EU PIVOT Instruction Number: 4882



Ref	F1	F2	F3	F4	F5
Frame Components	 x 2	 x 2	 x 1	 x 1	 x 1

Ref	W1	W2	W3	W4
Wall Fixing Pack	 x 8	 x 8	 x 16	 x 8

Ref	M1	M2	M3	M4	M5
Moulding Pack	 x 2	 x 1	 x 1	 x 2	 x 2



Ref.	Description	Spares Part No.	Ref.	Description	Spares Part No.
F1	Wall Profile	LV802EO	M1	Adjuster Top Cap	LV854AA
F2	Cover Profile	LV803EO	M2	Wall Profile LH Top Cap	LV855AA
F3	Door (new pack required)		M3	Wall Profile RH Top Cap	LV856AA
F4	Pivot Door Bottom Seal	LV81767	M4	Rail Pivot Block Cover Mldg	LV857AA
F5	Handle Assembly (includes all fixings required)	LV845AA	M5	No.8x18mm CSK Screw	LV82267
x	Handle Screw	LV85867	x	Pivot Roller Catch Assembly (Complete assembly with 2 fixing screws)	LV875LJ
x	Handle Gasket	LV85967	x	Pivot LH Outer Moulding (pivot cover cap fits onto Pivot Retainer Moulding)	LV884AA
x	Handle Cover Cap Mldg	LV860AA	x	Pivot RH Outer Moulding (pivot cover cap fits onto Pivot Retainer Moulding)	LV885AA
x	Handle Spares Pack (contains: (x2 screws, x4 gaskets, x2 cover caps))	LV821AA	x	Pivot Retainer Moulding (the retaining screws LV88767 go through this into the Pivot Block LH & RH Castings)	LV886LJ
W1	Wall Plug (not available separately)		x	Pivot Block Gasket (fits between the Pivot Block LH & RH castings and the glass)	LV88867
W2	No.8x35mm Pan Hd Screw	LV86567	x	Pivot Block LH Casting (this casting fits onto the glass door)	LV889AA
W3	No.8x8mm Pan Hd Screw	LV86667	x	Pivot Block RH Casting (this casting fits onto the glass door)	LV890AA
W4	Wall Profile Mldg	LV867LJ	x	Rail Pivot Block LH Casting (this casting fits onto the frame aluminium)	LV892AA
x	Wall Fixing Pack (contains: (x8 W1, x8 W2, x16 W3, x8 W4))	LV86167	x	Rail Pivot Block RH Casting (this casting fits onto the frame aluminium)	LV893AA
x	Pivot Door Closed Side Seal (vertical seal that fits in aluminium at pivoting side)	LV81667	x	M5x18 CSK Screw (pivot block retaining screw)	LV88767
x	Pivot Door Open Side Seal (vertical seal that fits in aluminium at open side)	LV81867	x	Pivot Pin	LV891LJ
x	No.8x12mm Pan Hd Screw (screw holds the pivot castings into the aluminium)	LV87467			
x	Infold & Top Caps Mldg Pack (contains: (x2 M1, x1 M2, x1 M3))	LV823AA			
x	Pivot Mldg Pack (contains: (x2 M1, x1 M2, x1 M3, x2 M4))	LV820AA			
x	Pivot Block Pack (contains: (x1 LV884AA, x1 LV885AA, x2 LV886LJ, x4 LV88767, x4 W3, x2 LV88867, x1 LV889AA, x1 LV890AA, x2 LV891LJ, x1 LV889AA, x1 LV890AA, x2 M4))	LV829AA			